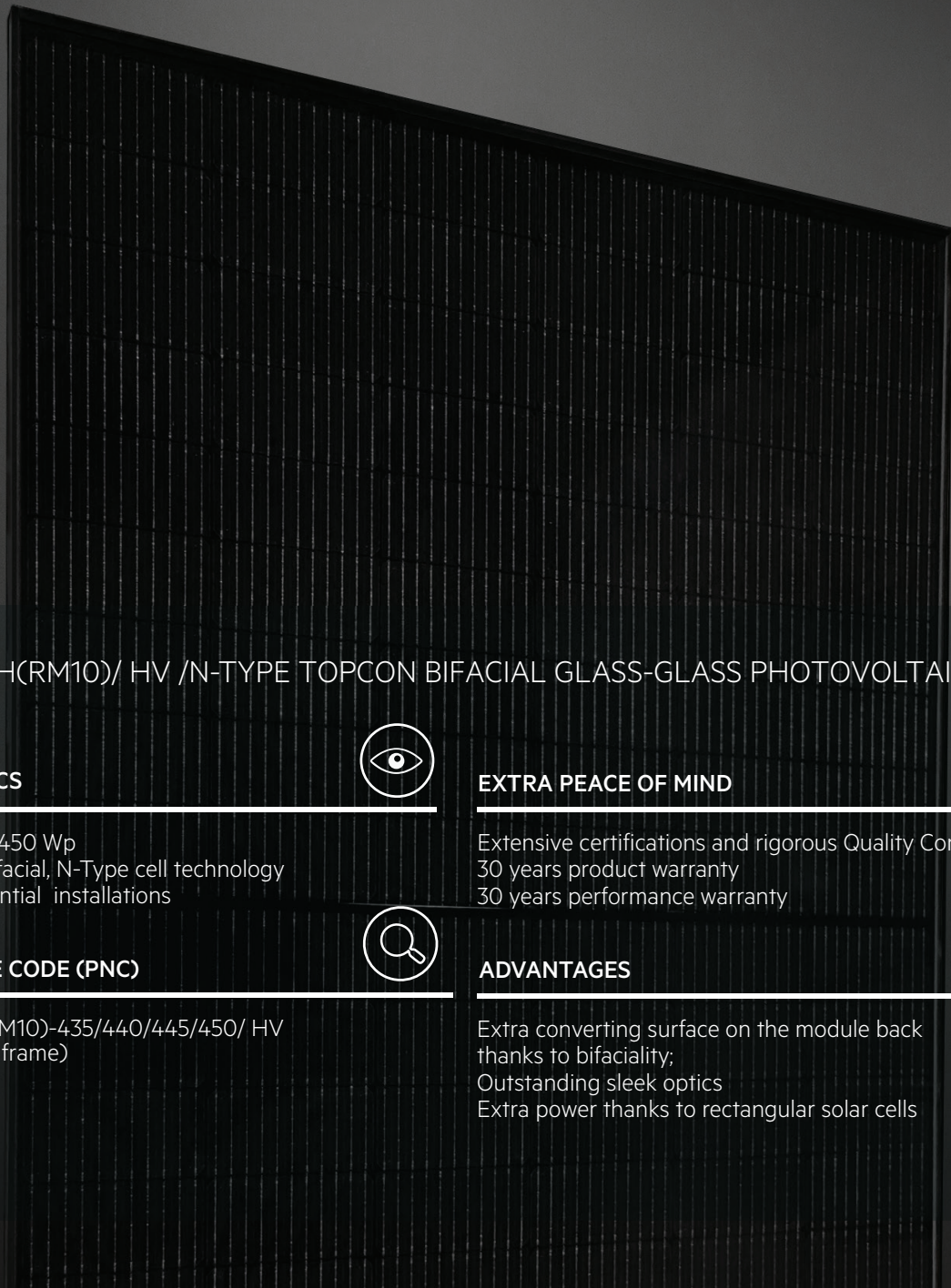


# AEG

## AEG PREMIUM SERIES



AS-M1082B-BH(RM10)/ HV /N-TYPE TOPCON BIFACIAL GLASS-GLASS PHOTOVOLTAIC MODULE

### CHARACTERISTICS



Power range: 435-450 Wp  
Glass-glass and bifacial, N-Type cell technology  
Suitable for: residential installations

### EXTRA PEACE OF MIND



Extensive certifications and rigorous Quality Control  
30 years product warranty  
30 years performance warranty

### PRODUCT NAME CODE (PNC)



AS-M1082B-BH(RM10)-435/440/445/450/ HV  
(Black glass, black frame)

### ADVANTAGES



Extra converting surface on the module back thanks to bifaciality;  
Outstanding sleek optics  
Extra power thanks to rectangular solar cells

## AS-M1082B-BH(RM10)/ HV / N-TYPE TOPCON BIFACIAL GLASS-GLASS PHOTOVOLTAIC MODULE

PRODUCT SERIES & NAMECODE (PNC)	
AEG PREMIUM SERIES	
AS-M1082B-BH(RM10)-435/440/445/450/HV	
Black glass, Black frame	

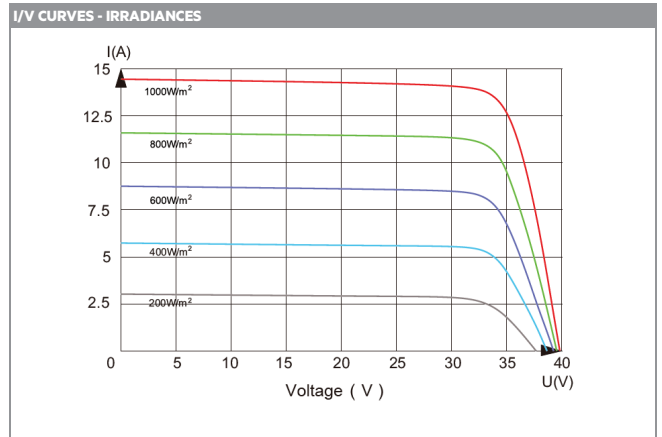
CERTIFICATIONS	
System	ISO 9001, ISO 14001, ISO 45001
Product	IEC/EN 61215-1:2016, IEC/EN 61215-1:2016; IEC 61215-2:2016; EN 61215-2:2017+AC:2017+AC:2018; IEC 61730-1:2016 / EN IEC 61730-1:2016+AC:2018; IEC 61730-2:2016 / EN IEC 61730-2:2016+AC:2018

ELECTRICAL CHARACTERISTICS AT STC <sup>1,2</sup>					
Nominal Power (Pmax)	[Wp]	435	440	445	450
Power Sorting <sup>3</sup>	[W]	0-5	0-5	0-5	0-5
Maximum Power Voltage (Vmp)	[V]	32.64	32.84	33.04	33.24
Maximum Power Current (Imp)	[A]	13.33	13.40	13.47	13.54
Open Circuit Voltage (Voc)	[V]	39.20	39.40	39.60	39.80
Short Circuit Current (Isc)	[A]	13.83	13.90	13.97	14.04
Module Efficiency (ηm)	[%]	21.8	22.0	22.3	22.5
Maximum System Voltage	[V]	1500	1500	1500	1500
Series Fuse Maximum Rating	[A]	30	30	30	30

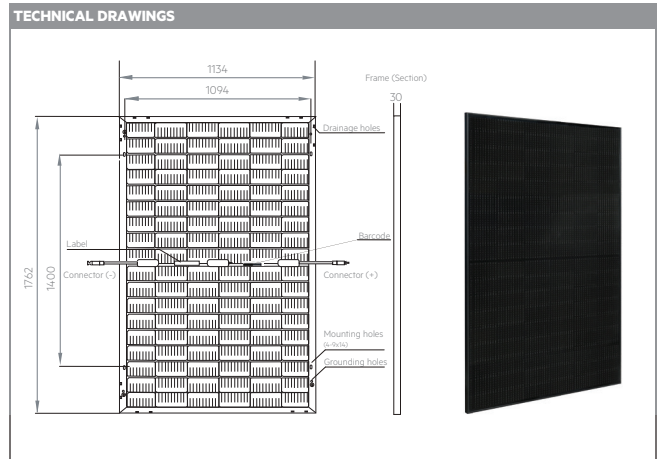
WARRANTIES		
Product warranty <sup>6</sup>	[years]	30
Performance warranty (linear) <sup>7</sup>	[years]	30

TEMPERATURE CHARACTERISTICS		
NMOT	[°C]	42 (±2)
Pmax Temp. Coefficient (γ)	[%/°C]	-0.29
Voc Temp. Coefficient (β)	[%/°C]	-0.25
Isc Temp. Coefficient (α)	[%/°C]	0.048
Operating temperature	[°C]	-40~+85

ELECTRICAL CHARACTERISTICS AT NMOT <sup>4</sup>					
Maximum Power (Pmax)	[W]	327	331	335	339
Maximum Power Voltage (Vmp)	[V]	30.49	30.67	30.86	31.05
Maximum Power Current (Imp)	[A]	10.78	10.83	10.89	10.95
Open Circuit Voltage (Voc)	[V]	37.13	37.32	37.51	37.70
Short Circuit Current (Isc)	[A]	11.14	11.19	11.25	11.31



ELECTRICAL SPECIFICATIONS - INTEGRATED POWER / POWER GAIN <sup>5</sup>					
Bifaciality Factor	80 ± 5 %				
Pmpp Gain	10%	15%	20%	25%	
Maximum Power (Pmax)	[W]	495	518	540	563
Maximum Power Voltage (Vmp)	[V]	37.00	38.22	40.00	42.00
Maximum Power Current (Imp)	[A]	15.00	16.00	16.24	17.00
Open Circuit Voltage (Voc)	[V]	44.00	46.00	48.00	50.00
Short Circuit Current (Isc)	[A]	15.44	16.14	17.00	18.00



MECHANICAL CHARACTERISTICS		
Solar cells	monocrystalline [pcs]	108
	Dimensions [mm]	RM10 Half-cut [182 x199]
Front glass	high-transparency	
	Thickness [mm] / [in]	2.0 / 0.08
Back glass	heat strengthened glass	2.0 / 0.08
Encapsulant	EVA	transparent
Frame	Anodized aluminum alloy	black color
Junction box	Split-type, IP68	
	Bypass diodes	3
UV-resistant cables	Length [mm] / [in]	1100 / 43.31
	Section [mm <sup>2</sup> ]	4
Connectors	PV-ZH202B or	MC4 Original
Dimensions	H x L x W [mm]	1762x 1134 x 30
	H x L x W [in]	69.37 x 44.64 x 1.18
Weight	[kg] / [lbs]	24.5 / 54.00
Maximum load	Wind / Snow [Pa]	2400 / 5400
Fire Class	Class A	

PACKAGING		
Packing configuration	[pcs/pallet]	36
Loading capacity	[pcs/40 ft container]	936

NOTES	
1-Standard Test Conditions (STC): Irradiance 1000 W/m <sup>2</sup> , Air Mass AM = 1.5, Cell Temperature 25°C	
2-Measurement tolerances (IEC 61215:2016): Pmax±3.0%, Voc±3.0%, Isc±4.0%	
3-AEG photovoltaic modules are classified according to a principle of positive power tolerance: the Power Output measured at STC of the delivered modules exceeds their assigned Nameplate Nominal Power	
4-NMOT: Nominal operating temperature of module, Irradiance 800 W/m <sup>2</sup> , Wind Speed 1m/s; Ambient Temperature 20°C, Air Mass AM=1.5	
5-Electrical characteristics with different rear power gain. Reference to 450 W	
6- Full text of the Warranty Terms available at: <a href="http://www.aeg-solar.com">www.aeg-solar.com</a>	
7-(PRE/GG) No less than 99% of the minimum "Peak Power at STC" in the first year; power output decline no more than 0.4% per year thereafter, ending with 87.4%.	
Dimensions in the technical picture are expressed in mm with tolerance ±2 mm (±0.079 ") / Version 2023.12.V1.EN © Solar Solutions Group. Specifications in this datasheet are subject to change without notice.	
AEG is a registered trademark used under license from AB Electrolux (publ).	