

590W 

MB
Series



Higher power generation better LCOE



n-type with very Lower LID



Better low irradiance response



Better Temperature Coefficient



12-year product warranty



30-year linear power output warranty

**n-type Bifacial Double Glass
High Efficiency Mono Module
JAM72D40 MB**

565-590

Comprehensive Certificates

- IEC 61215, IEC 61730
- ISO 9001: 2015 Quality management systems
- ISO 14001: 2015 Environmental management systems
- ISO 45001: 2018 Occupational health and safety management systems
- IEC 62941: 2019 Terrestrial photovoltaic (PV) modules - Quality system for PV module manufacturing

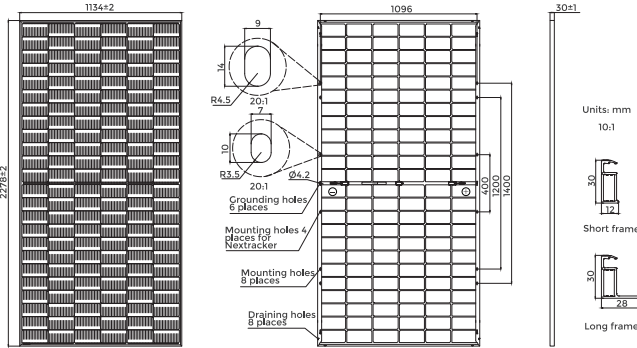




590W

565-590 JAM72D40

MB
Series



Remark: customized frame color and cable length available upon request

Cell	Mono-16BB
Weight	31.8kg
Dimensions	2278±2mm×1134±2mm×30±1mm
Cable Cross Section Size	4mm ² (IEC), 12 AWG(UL)
No. of cells	144(6×24)
Junction Box	IP68, 3 diodes
Connector	QC 4.10-35I/ MC4-EVO2A
Cable Length (Including Connector)	Portrait: 300mm(+)/400mm(-); Landscape: 1300mm(+)/1300mm(-)
Front Glass/Back Glass	2.0mm/2.0mm
Packaging Configuration	36pcs/Pallet, 720pcs/40HQ Container

ELECTRICAL PARAMETERS AT STC

TYPE	JAM72D40 -565/MB	JAM72D40 -570/MB	JAM72D40 -575/MB	JAM72D40 -580/MB	JAM72D40 -585/MB	JAM72D40 -590/MB
Rated Maximum Power(Pmax) [W]	565	570	575	580	585	590
Open Circuit Voltage(Voc) [V]	51.30	51.52	51.73	51.95	52.16	52.37
Maximum Power Voltage(Vmp) [V]	43.42	43.62	43.82	44.02	44.22	44.43
Short Circuit Current(Isc) [A]	13.69	13.74	13.79	13.84	13.89	13.94
Maximum Power Current(Imp) [A]	13.01	13.07	13.12	13.17	13.23	13.28
Module Efficiency [%]	21.9	22.1	22.3	22.5	22.6	22.8
Power Tolerance	0~+5W					
Temperature Coefficient of Isc(α _{Isc})	+0.046%/°C					
Temperature Coefficient of Voc(β _{Voc})	-0.260%/°C					
Temperature Coefficient of Pmax(γ _{Pmp})	-0.300%/°C					
STC	Irradiance 1000W/m ² , cell temperature 25°C, AM1.5G					

Remark: Electrical data in this catalog do not refer to a single module and they are not part of the offer. They only serve for comparison among different module types.

ELECTRICAL CHARACTERISTICS WITH 10% SOLAR IRRADIATION RATIO

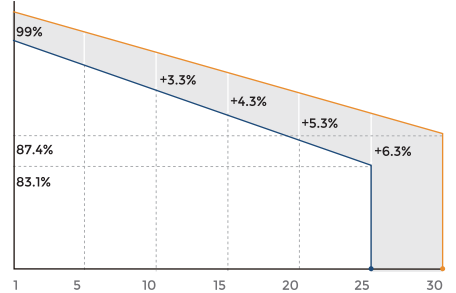
TYPE	JAM72D40 -565/MB	JAM72D40 -570/MB	JAM72D40 -575/MB	JAM72D40 -580/MB	JAM72D40 -585/MB	JAM72D40 -590/MB
Rated Max Power(Pmax) [W]	610	616	621	626	632	637
Open Circuit Voltage(Voc) [V]	51.30	51.52	51.73	51.95	52.16	52.37
Max Power Voltage(Vmp) [V]	43.42	43.62	43.82	44.02	44.22	44.43
Short Circuit Current(Isc) [A]	14.79	14.84	14.89	14.95	15.00	15.06
Max Power Current(Imp) [A]	14.05	14.11	14.17	14.23	14.29	14.34
Irradiation Ratio (rear/front)	10%					

*For NextTracker installations, maximum static load please take compatibility approve letter between JA Solar and NextTracker for reference.
 **Bifaciality=Pmax,rear/Rated Pmax,front

CHARACTERISTICS

SUPERIOR WARRANTY

1% 1st-year Degradation
 0.4% Annual Degradation Over 30 years

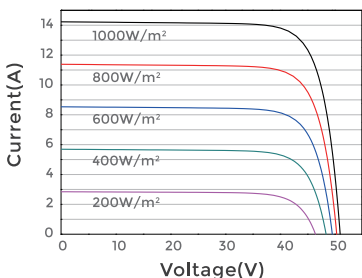


- n-type Bifacial Double Glass Module Linear Performance Warranty
- Standard Module Linear Performance Warranty

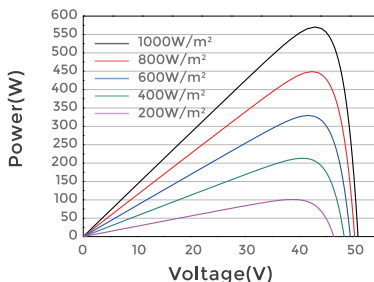
OPERATING CONDITIONS

Maximum System Voltage	1500V DC
Operating Temperature	-40°C~+85°C
Maximum Series Fuse Rating	30A
Maximum Static Load,Front*	5400Pa(112 lb/ft ²)
Maximum Static Load,Back*	2400Pa(50 lb/ft ²)
NOCT	45±2°C
Bifaciality**	80%±10%
Fire Performance	UL Type 29

Current-Voltage Curve JAM72D40-570/MB



Power-Voltage Curve JAM72D40-570/MB



Current-Voltage Curve JAM72D40-570/MB

