

505W MBB **MR** Series



Higher output power



Lower LCOE



Less shading and lower resistive loss



Better mechanical loading tolerance



12-year product warranty



25-year linear power output warranty

Half-cell Module JAM66S30 MR 480-505

Comprehensive Certificates

- IEC 61215, IEC 61730, UL 61215, UL 61730
- ISO 9001: 2015 Quality management systems
- ISO 14001: 2015 Environmental management systems
- ISO 45001: 2018 Occupational health and safety management systems
- IEC 62941: 2019 Terrestrial photovoltaic (PV) modules - Quality system for PV module manufacturing

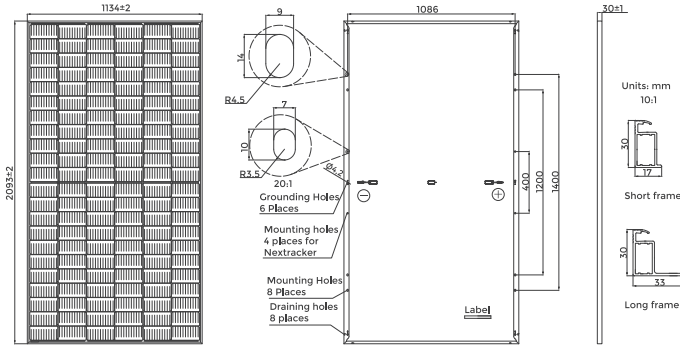




505W MBB

480-505 MR Series

JAM66S30



Remark: customized frame color and cable length available upon request

Cell	Mono
Weight	25.2kg
Dimensions	2093±2mm×1134±2mm×30±1mm
Cable Cross Section Size	4mm ² (IEC), 12 AWG(UL)
No. of cells	132(6x22)
Junction Box	IP68, 3 diodes
Connector	QC 4.10-351/ MC4-EVO2A
Cable Length (Including Connector)	Portrait: 300mm(+)/400mm(-); 800mm(+)/800mm(-)(Leapfrog) Landscape: 1200mm(+)/1200mm(-)
Packaging Configuration	36pcs/Pallet, 792pcs/40ft Container

ELECTRICAL PARAMETERS AT STC

TYPE	JAM66S30 -480/MR	JAM66S30 -485/MR	JAM66S30 -490/MR	JAM66S30 -495/MR	JAM66S30 -500/MR	JAM66S30 -505/MR
Rated Maximum Power(P _{max}) [W]	480	485	490	495	500	505
Open Circuit Voltage(V _{oc}) [V]	45.07	45.20	45.33	45.46	45.59	45.72
Maximum Power Voltage(V _{mp}) [V]	37.62	37.81	37.99	38.17	38.35	38.53
Short Circuit Current(I _{sc}) [A]	13.65	13.72	13.79	13.86	13.93	14.00
Maximum Power Current(I _{mp}) [A]	12.76	12.83	12.90	12.97	13.04	13.11
Module Efficiency [%]	20.2	20.4	20.6	20.9	21.1	21.3
Power Tolerance	0~+5W					
Temperature Coefficient of I _{sc} (α _{Isc})	+0.045%/ C					
Temperature Coefficient of V _{oc} (β _{Voc})	-0.275%/ C					
Temperature Coefficient of P _{max} (γ _{Pmp})	-0.350%/ C					
STC	Irradiance 1000W/m ² , cell temperature 25 C, AM1.5G					

Remark: Electrical data in this catalog do not refer to a single module and they are not part of the offer.They only serve for comparison among different module types.

ELECTRICAL PARAMETERS AT NOCT

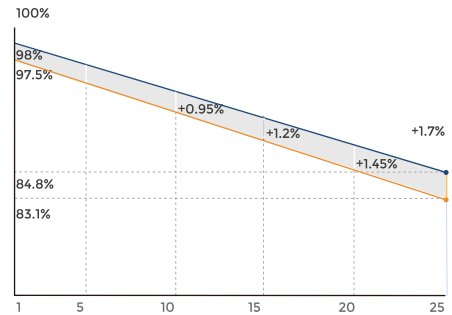
TYPE	JAM66S30 -480/MR	JAM66S30 -485/MR	JAM66S30 -490/MR	JAM66S30 -495/MR	JAM66S30 -500/MR	JAM66S30 -505/MR
Rated Max Power(P _{max}) [W]	363	367	370	374	378	382
Open Circuit Voltage(V _{oc}) [V]	42.15	42.30	42.43	42.58	42.72	42.86
Max Power Voltage(V _{mp}) [V]	35.54	35.67	35.76	35.84	35.93	36.02
Short Circuit Current(I _{sc}) [A]	10.99	11.06	11.13	11.20	11.27	11.34
Max Power Current(I _{mp}) [A]	10.21	10.28	10.36	10.44	10.52	10.60
NOCT	Irradiance 800W/m ² , ambient temperature 20 C, wind speed 1m/s, AM1.5G					

*For NextTracker installations, maximum static load please take compatibility approve letter between JA Solar and NextTracker for reference.

CHARACTERISTICS

SUPERIOR WARRANTY

0.55% Annual Degradation Over 25 years

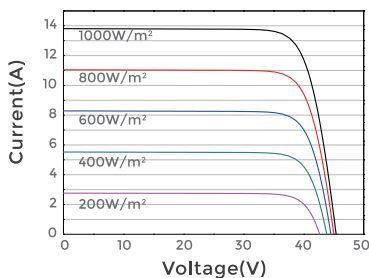


- New linear power warranty
- Standard module linear power warranty

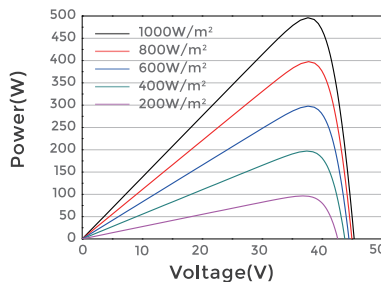
OPERATING CONDITIONS

Maximum System Voltage	1000V/1500V DC
Operating Temperature	-40°C~+85°C
Maximum Series Fuse Rating	25A
Maximum Static Load,Front*	5400Pa(112lb/ft ²)
Maximum Static Load,Back*	2400Pa(50lb/ft ²)
NOCT	45±2°C
Safety Class	Class II
Fire Performance	UL Type 1

Current-Voltage Curve **JAM66S30-495/MR**



Power-Voltage Curve **JAM66S30-495/MR**



Current-Voltage Curve **JAM66S30-495/MR**

