


Smart



Full Black



Optional: Junction box
1500 Volt



Optional: Heavy snow
load frame



Optional: 25 yrs
guarantee



Optional: Total-
Care Insurance



SAPHIRE M108

395 - 415 Wp

MONOCRYSTALLINE



Long lifetime even under extreme conditions

Extended clamping areas and upside down installation possible

Maximum test load 8.100 Pa. ²

Original MC4 plugs and fire resistant cables

Stability optimized for increased requirements due to slipping snow loads (optional)

Optimized for performance

PID-free monocrystalline high performance solar cells

Antireflective coated solar glass

Low-light optimized

Positively classified -0/+4.99 Wp

Industry-leading NMOT values

Highest quality standards

Manufactured according to
DIN EN ISO 9001:2015
DIN EN ISO 14001:2015
DIN EN ISO 45001:2018

PV-module type approval according to IEC 61215:2016 ³

PV-module safety qualification according to IEC 61730:2016 ³

Guaranteed performance ¹

26 years of linear performance guarantee

12 years product guarantee, optional extension to 25 years

Total Care for the entire system (optional)

¹ For detailed information please consult the CS Wismar GmbH warranty conditions

² See backside for detailed test loads

³ Subject to recertification

Performance STC

Under standard Test Conditions STC:
1000 W/m²; spectrum AM 1.5;
Cell temperature 25°C
Measurement tolerance STC:
P_{mpp} ±3%; I_{sc} ±10%; U_{oc} ±10%

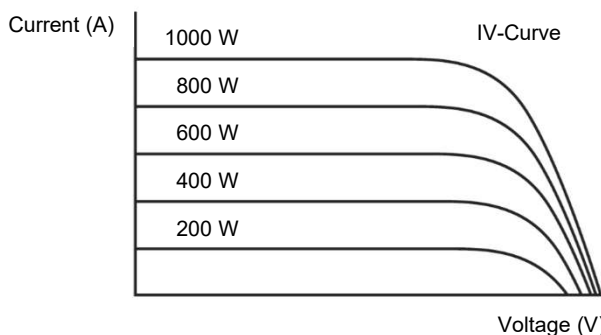
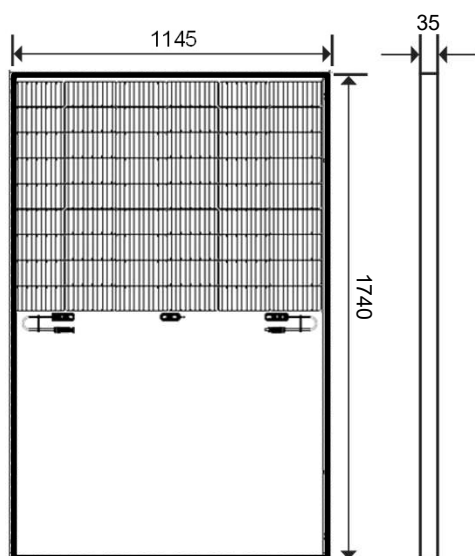
Nominal Power P _{mpp} (Wp)	395	400	405	410	415
Open Circuit Voltage U _{oc} (V)	37,14	37,2	37,36	37,54	37,70
Voltage U _{mpp} (V)	30,98	31,17	31,36	31,55	31,74
Short Circuit Current I _{sc} (A)	13,58	13,68	13,78	13,86	13,96
Current I _{mpp} (A)	12,76	12,84	12,92	13,00	13,08
Efficiency η (%)	19,8	20,1	20,3	20,6	20,8

Reduction of module efficiency at reduction from 1000 W/m² to 200 W/m²: 3,3% ± 0,1% (relative)

Performance NMOT

Nominal operating temperature of module
800 W/m², NMOT, AM 1.5

Nominal Power P _{mpp} (Wp)	308	312	316	319	323
Open Circuit Voltage U _{oc} (V)	34,73	34,79	34,94	35,11	35,27
Voltage U _{mpp} (V)	30,26	30,42	30,60	30,79	30,97
Short Circuit Current I _{sc} (A)	10,97	11,05	11,13	11,20	11,27
Current I _{mpp} (A)	10,18	10,25	10,31	10,37	10,43



Maßangaben in mm

Other Technical Specification

Max. system voltage	1000 V
Weight	22.0 ± 0.5 kg
Reverse current load IR	25 A
Junction Box	IP65/ IP68
Connector	IP65/ IP68, MC4
Fire Class Rating	Class C
Operating temperature	-40°C ... +85°C
design load: snow*	5.400 Pa
maximum test load	8.100 Pa
design load: wind*	2.400 Pa
maximum test load	3.600 Pa

* safety factor 1.5

Thermal Properties

TC P _{mpp}	-0.39 %/K
TC U _{oc}	-0.28 %/K
TC I _{sc}	0.040 %/K
NMOT	45 +/- 2 °C

Material Used

Number of cells	108 half-cut cells
Cell type	mono perc
Front cover	hardened solar glass
Frame material	anodized aluminium
Frame height	35 mm

Applied Standards

- ISO 9001:2015
- ISO 14001:2015
- ISO 45001:2018
- IEC 61215:2016 & IEC 61730:2016
- IEC 61701:2020