



TWMPD-72HD540-560W

P-type Half-cell Bifacial Module (72)

PRODUCT FEATURES



High Power Output
Low LCOE



Maximum Power
560W+



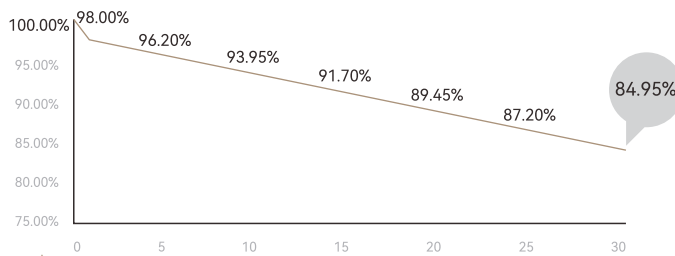
High
Reliability



Low
LID

POWER WARRANTY

1st year <2%, 0.45% power degradation per year from 2 to 30 years



12-year Warranty for Materials



30-year Warranty for Linear Power Output

MANAGEMENT SYSTEM AND PRODUCT CERTIFICATION


ISO9001: 2015/Quality Management System

ISO14001: 2015/Environment Management System


ISO45001: 2018/Occupational Health and Safety Management System



Front



Rear



Electrical Characteristics (STC)

Module Type: TWMPD-72HDXXX					
Maximum Power: Pmax [W]	540	545	550	555	560
Open Circuit Voltage: Voc [V]	49.70	49.90	50.10	50.30	50.50
Short Circuit Current: Isc [A]	13.78	13.83	13.88	13.93	13.98
Voltage at Maximum Power: Vmp [V]	41.56	41.76	41.96	42.16	42.36
Current at Maximum Power: Imp [A]	13.00	13.05	13.11	13.17	13.23
Module Efficiency: η [%]	20.9	21.1	21.3	21.5	21.7
STC: Irradiance 1000W/m ² , Cell Temperature 25°C, Air Mass1.5, Measuring Tolerance: ±3%					

Electrical Characteristics (NMOT)

Maximum Power: Pmax [W]	408.6	412.4	416.2	420.0	423.8
Open Circuit Voltage: Voc [V]	46.48	46.74	47.01	47.28	47.47
Short Circuit Current: Isc [A]	11.04	11.08	11.12	11.16	11.20
Voltage at Maximum Power: Vmp [V]	38.45	38.67	38.90	39.12	39.31
Current at Maximum Power: Imp [A]	10.62	10.66	10.70	10.74	10.79
NMOT: Irradiance 800W/m ² , Ambient Temperature 20°C, Air Mass1.5, Wind Speed 1m/s					

Electrical characteristics with different rear side power gain

5%	Maximum Power: Pmax[W]	567.0	572.3	577.5	582.8	588.0
	Module Efficiency: η [%]	21.9	22.2	22.4	22.6	22.8
15%	Maximum Power: Pmax[W]	621.0	626.8	632.5	638.3	644.0
	Module Efficiency: η [%]	24.0	24.3	24.5	24.7	24.9
25%	Maximum Power: Pmax[W]	675.0	681.3	687.5	693.8	700.0
	Module Efficiency: η [%]	26.1	26.4	26.6	26.9	27.1

Temperature Ratings

Temperature Coefficient (Pmax)	-0.34%/°C
Temperature Coefficient (Voc)	-0.28%/°C
Temperature Coefficient (Isc)	0.05%/°C
NMOT	45±2°C

Mechanical Parameters

Cells	TPC
Cell Orientation	144[6X24]
Dimension	2278±2 X1134±2X30mm
Weight	32.7kg
Front Glass	2.0mm high transmittance, AR coated tempered glass
Rear Glass	2.0mm high transmittance, coated tempered glass
Frame	Anodized aluminum alloy frame
Junction Box	IP68, 3 diodes
Output Cable	4.0mm ²
Cable Length	+400mm, -200mm, length can be customized
Wind/Snow Load	2400Pa/5400Pa
Packaging	36pcs per pallet, 720pcs per 40'HC

Operating Parameters

Operational Temperature	-40°C~+85°C
Maximum System Voltage	1500V DC
Maximum Series Fuse Rating	30A
Power Output Tolerance	0~+5W
Maximum Bifaciality	70±5%

Drawings (Unit: mm)

