

➤ **RMHT-345~365O1**
345~365 Watt

182mm 16BB 108Cells

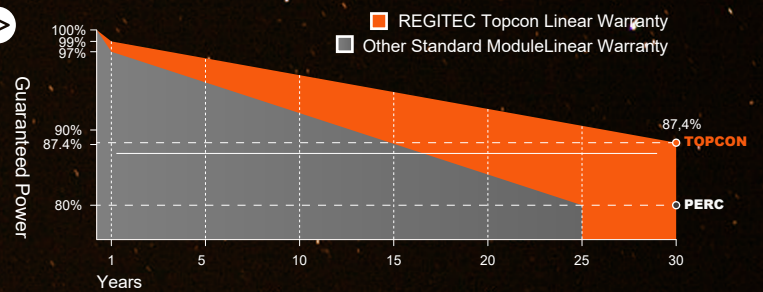
Topcon BIPV Module

Orange-colored design



25 years product warranty

30 years performance warranty



➤ **PRODUCT FEATURE**



High transmissivity, low-iron tempered glass.



SMBB Technology Half Cut Topcon Cell



Excellent performance in low-light environments



High quality junction box and connector systems



100% inspection, to guarantee the reliability of solar systems



Anti LID



Anti PID



Lower temperature coefficient



Quality RFID Tracking

➤ **MANAGEMENT SYSTEM**



ISO 9001:
Quality management system



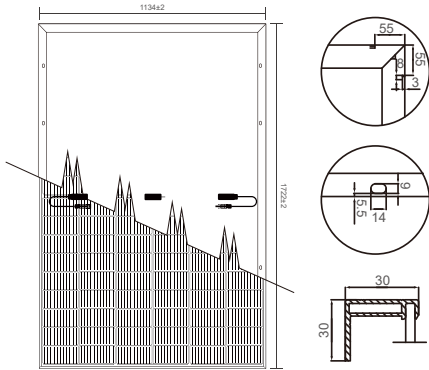
ISO 14001:
Standard for environmental management system



OHSAS 18001:
International standard for occupational health and safety assessment system

➤ **PRODUCT CERTIFICATES**

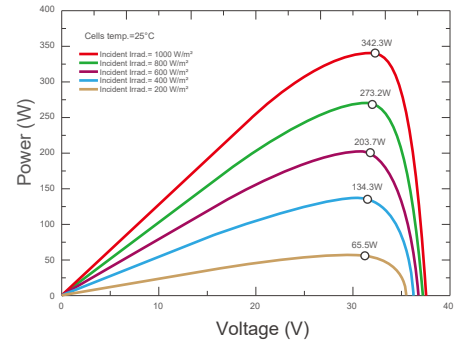
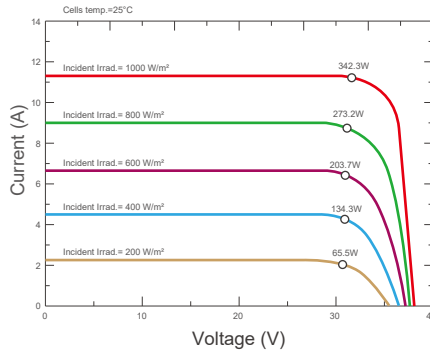


Dimension Drawing


All Dimensions in mm
 The above drawing is a graphical representation of the product.
 For engineering quality drawings please contact REGITEC.

I-V Graph

Current-Voltage & Power-Voltage Curves (RMHT-365O1)


Electrical Characteristics (STC)

Module Type	RMHT-345O1	RMHT-350O1	RMHT-355O1	RMHT-360O1	RMHT-365O1
	STC	STC	STC	STC	STC
Maximum Power- Pmax(W)	345	350	355	360	365
Open Circuit Voltage - Voc(V)	38.22	38.45	38.68	38.91	39.15
Short- Circuit Current - Isc(A)	11.31	11.40	11.49	11.58	11.67
Voltage at Pmax -Vmp(V)	32.97	33.18	33.37	33.58	33.77
Current at Pmax - Imp(A)	10.47	10.55	10.64	10.73	10.81
Module Efficiency -ηm(%)	17.7	17.9	18.2	18.4	18.7
Power Tolerance(W)	(0, +4.99W)				
Maximum System Voltage(V)	1500Vdc (IEC / UL)				
Maximum Series Fuse Rating (A)	25A				

 STC : Irradiance 1000W/m² , Cell Temperature 25°C, Air Mass 1.5

 NOCT : Irradiance 800W/m², Ambient Temperature 20°C, Air Mass 1.5, Wind Speed 1m/s

Mechanical Specifications

External Dimensions	1722x1134x30mm
Weight	20.5kg
Solar Cells	Mono crystalline Topcon 182mm (2x54pcs)
Front Glass	AR Coated 3.2 mm tempered glass
Frame	Anodized aluminum alloy
Junction Box	IP68
Output Cables	4.0mm ² , 1000mm (+), 1000mm (-), length can be customized
Connector	MC4 Compatible
Mechanical Load	Front Side Max. 5400Pa, Rear Side Max. 2400Pa

Packing Configuration

	1722x1134x30mm	
Container	20'GP	40'HQ
Pieces per Pallet	36	36
Pallets per Container	6	26
Pieces per Container	216	936

Temperature Characteristics

Pmax Temperature Coefficient	-0.300%/°C
Voc Temperature Coefficient	-0.250%/°C
Isc Temperature Coefficient	+0.04%/°C
Operating Temperature	-40~+85°C
Nominal Operating Cell Temperature(NOCT)	45±2°C