

GOODWE




Smart optimisation of energy autonomy across residential ecosystems

- ✓ Optimised energy autonomy
- ✓ Smart and efficient operations
- ✓ Modern and compact design
- ✓ Highest safety standards



NO.6
93.4%

Operating at the heart of the integrated PV power and storage system, our ET PLUS+ hybrid inverters are designed to maximise energy output, enhance self-consumption, realise peak-shaving and facilitate backup power. With intelligent load controls and wide battery voltage range, the set-up can be flexibly configured to meet individual needs across the residential ecosystem. Combine with GoodWe battery system Lynx Home F for a safe and reliable energy storage solution.

-  Fanless and silent
-  Smart home integration
-  UPS level switching <10ms



ET PLUS+ (16A) Series

Hybrid Inverter | 5 – 10kW | 2 MPPTs | Three Phase | HV

EMEA

ET PLUS+ (16A) Series



Technical Data	GW5KN-ET	GW6.5KN-ET	GW8KN-ET	GW10KN-ET
Battery Input Data				
Battery Type			Li-Ion	
Nominal Battery Voltage (V)			500	
Battery Voltage Range (V)			180 ~ 600	
Max. Continuous Charging Current (A)			25	
Max. Continuous Discharging Current (A)			25	
Max. Charging Power (W)	7500	8450	9600	10000
Max. Discharging Power (W)	7500	8450	9600	10000
PV String Input Data				
Max. Input Power (W)	7500	9700	12000	15000
Max. Input Voltage (V)*1			1000	
MPPT Operating Voltage Range (V)*2			200 ~ 850	
Start-up Voltage (V)			180	
Nominal Input Voltage (V)			620	
Max. Input Current per MPPT (A)			16	
Max. Short Circuit Current per MPPT (A)			21.2	
Number of MPP Trackers			2	
Number of Strings per MPPT			1	
AC Output Data (On-grid)				
Nominal Apparent Power Output to Utility Grid (VA)	5000	6500	8000	10000
Max. Apparent Power Output to Utility Grid (VA) ^{2,4}	5500	7150	8800	11000
Max. Apparent Power from Utility Grid (VA)	10000	13000	15000	15000
Nominal Output Voltage (V)			400 / 380, 3L / N / PE	
Nominal AC Grid Frequency (Hz)			50 / 60	
Max. AC Current Output to Utility Grid (A)	8.5	10.8	13.5	16.5
Max. AC Current From Utility Grid (A)	15.2	19.7	22.7	22.7
Power Factor			~1 (Adjustable from 0.8 leading to 0.8 lagging)	
Max. Total Harmonic Distortion			<3%	
AC Output Data (Back-up)				
Back-up Nominal Apparent Power (VA)	5000	6500	8000	10000
Max. Output Apparent Power (VA) ³	5000 (10000@60sec)	6500 (13000@60sec)	8000 (16000@60sec)	10000 (16500@60sec)
Max. Output Current (A)	8.5	10.8	13.5	16.5
Nominal Output Voltage (V)			400 / 380	
Nominal Output Frequency (Hz)			50 / 60	
Output THDv (@Linear Load)			<3%	
Efficiency				
Max. Efficiency	98.0%	98.0%	98.2%	98.2%
European Efficiency	97.2%	97.2%	97.5%	97.5%
Max. Battery to AC Efficiency	97.5%	97.5%	97.5%	97.5%
MPPT Efficiency	99.9%	99.9%	99.9%	99.9%
Protection				
PV Insulation Resistance Detection			Integrated	
Residual Current Monitoring			Integrated	
PV Reverse Polarity Protection			Integrated	
Anti-islanding Protection			Integrated	
AC Overcurrent Protection			Integrated	
AC Short Circuit Protection			Integrated	
AC Overvoltage Protection			Integrated	
DC Switch			Integrated	
DC Surge Protection			Type II	
AC Surge Protection			Type III	
Remote Shutdown			Integrated	
General Data				
Operating Temperature Range (°C)			-35 ~ +60	
Relative Humidity			0 ~ 95%	
Max. Operating Altitude (m)			4000	
Cooling Method			Natural Convection	
User Interface			LED, APP	
Communication with BMS ⁵			RS485, CAN	
Communication with Meter			RS485	
Communication with Portal			WiFi / WiFi + LAN (Optional) / 4G (Optional)	
Weight (kg)			24	
Dimension (W x H x D mm)			415 x 516 x 180	
Topology			Non-isolated	
Self-consumption at Night (W) ⁶			<15	
Ingress Protection Rating			IP66	
Mounting Method			Wall Mounted	

*1: For 1000V system, Maximum operating voltage is 950V.

*2: According to the local grid regulation.

*3: Can be reached only if PV and battery power is enough.

*4: For Belgium Max. Output Apparent Power(VA): GW5KN-ET is 5000; GW6.5KN-ET is 6500; GW8KN-ET is 8000; GW10KN-ET is 10000.

*5: CAN communication is configured default. If RS485 communication is used, please replace the corresponding communication line.

*6: No Back-up Output.

*: Not all certifications & standards listed, check the official website for details.

*: AFDPF: Active Frequency Drift with Positive Feedback, AQDPF: Active Q Drift with Positive Feedback.

*: Please visit GoodWe website for the latest certificates.