



Smart
connections.

Data sheet

PLENTICORE BI 5.5/26 - 10/26

BI
Battery Inverter

PLENTICORE BI: The efficient AC storage inverter

All-in-one

Compatible with the high voltage battery Battery Box Premium HVM/ HVS by BYD^{1,3)}

Application range for single-family homes to commercial

Ideal for retrofitting existing PV systems

Smart connected

Smart Communication Board – future proof, new functions can be added via the integrated Web Application

Display, data logger, system monitoring, network and control interfaces integrated as standard, WLAN Ready via external USB WLAN adapter²⁾

Free Solar Portal for monitoring the PV system

Smart Home integration

Smart performance

Low conversion losses due to high-voltage battery

Battery charging from various AC energy sources³⁾

Flexible Scalable by connecting battery storages in the size 5.1 - 66.3 kWh

Peak shaving (short-term and rapid reduction of peak loads)³⁾

Timed Battery Control - Charging/ Discharging when power consumption is low / high^{2,3)}

Easy to install

Simple device configuration using commissioning wizard

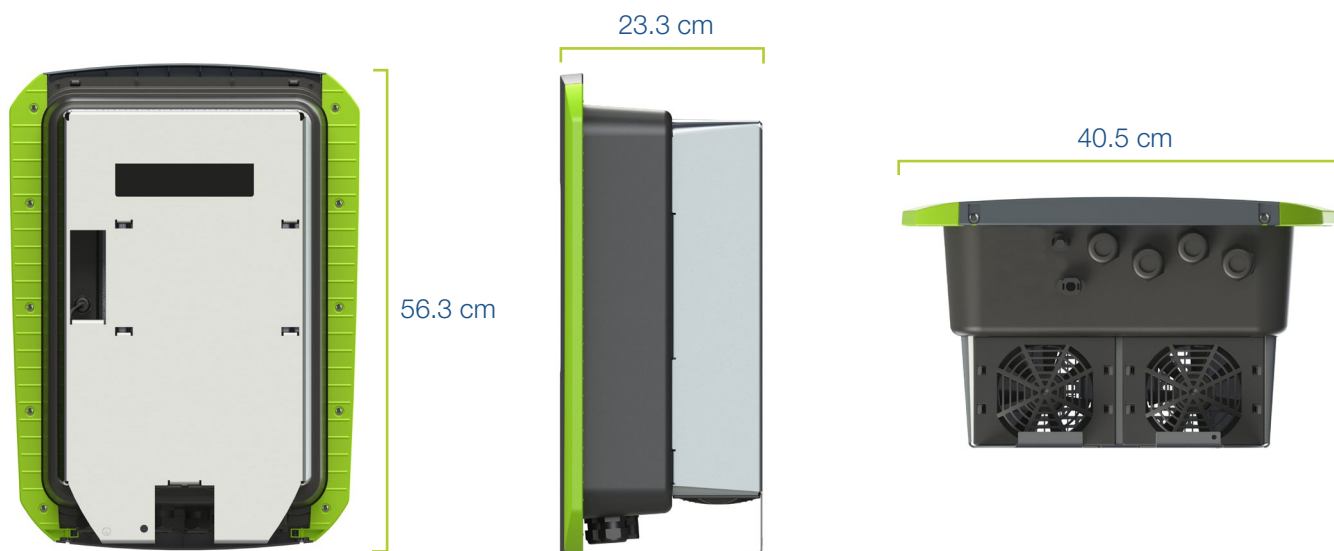
Safe installation due to clearly arranged, separate terminal compartment and protected power electronics

Compatible with RCD type A

Auto update and remote support²⁾



PLENTICORE BI: compact and rapidly deployable



¹⁾ Battery function enabled at the factory (no battery activation code required).

²⁾ Available later on via software update

³⁾ KOSTAL Smart Energy Meter necessary

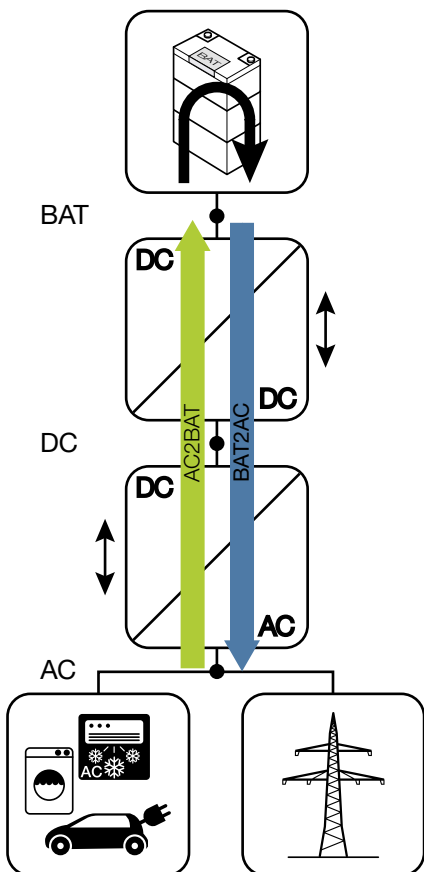
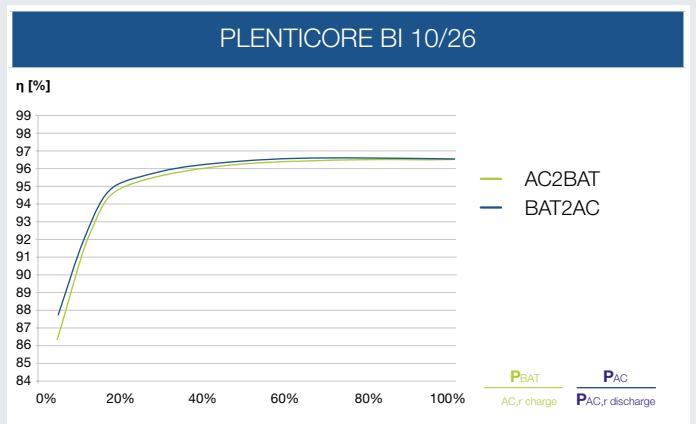
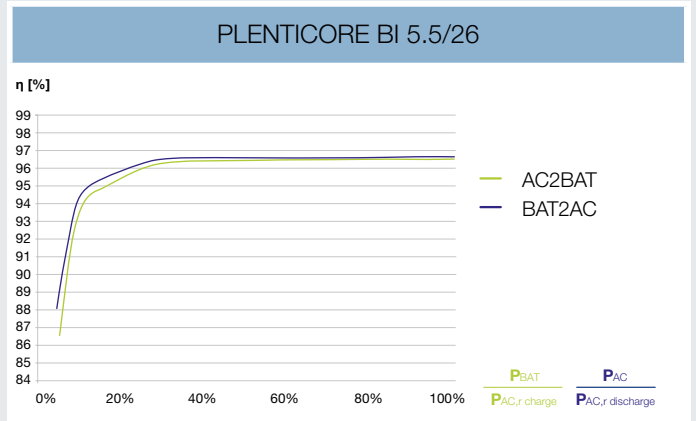
Technical data PLENTICORE BI

Power class PLENTICORE BI		5.5/26	10/26
Input (DC)	Working voltage for battery input ($U_{DCworkbatmin} - U_{DCworkbatmax}$)	V 120...650	
	Max. charging/discharging current at battery input	A 26/26	26/26
	Number of DC inputs	1	
Output (AC)	Rated power, $\cos \varphi = 1$ ($P_{AC,r}$)	kW 5.5	10
	Max. apparent output power, $\cos \varphi_{adj}$	kVA 5.5	10
	Min. output voltage (U_{ACmin})	V 320	
	Max. output voltage (U_{ACmax})	V 460	
	Rated output current ($I_{AC,r}$)	A 7.94	14.43
	Max. output current (I_{ACmax})	A 8.82	16.04
	Short-circuit current (peak/RMS)	A 12.5/8.8	22.8/16.1
	Grid connection	3N~, 400V, 50 Hz	
	Rated frequency (f_r)	Hz 50	
	Min/max grid frequency (f_{min}/f_{max})	Hz 47/53	
	Setting range of the power factor ($\cos \varphi_{AC,r}$)	0.8 ... 1 ... 0.8	
	Power factor for rated power ($\cos \varphi_{AC,r}$)	1	
	Max. THD	%	
	Standby	W 8.45	
	η	Max. efficiency Bat2AC	% 96.6
Max. efficiency AC2Bat		% 96.8	96.8

	Power class PLENTICORE BI		5.5/26	10/26
System data	Topology: Without galvanic isolation – transformerless		✓	
	Protection class according to IEC 60529		IP 65	
	Protective class according to IEC 62103		I	
	Overvoltage category according to IEC 60664-1, output side (grid connection)		III	
	Degree of contamination		4	
	Environmental category (indoor installation)		✓	
	UV resistance		✓	
	AC cable diameter (min-max)	mm	8...17	
	AC cable cross-section (min-max)	mm ²	1.5...6	4...6
	BAT cable cross-section	mm ²	6	6
	Max. fuse protection on output side		B16/C16	B25/C25
	Internal operator protection according to EN 62109-2 (compatible with RCD type A)		✓	
	Independent disconnection device according to VDE 0126-1-1		✓	
	Height/width/depth	mm	563/405/233	
	Weight	kg	17.9	19.9
	Cooling principle – regulated fans		✓	
	Max. air throughput	m ³ /h	184	
	Noise emission (typical)	dB(A)	39	
	Ambient temperature	°C	-20...60	
	Max. installation altitude above sea level	m (ft)	2000	
Relative humidity	%	4...100		
Connection technology, DC side		SUNCLIX plug		
Connection technology, AC side		Spring-type terminal strip		
Interfaces	Ethernet LAN (RJ45)		1	
	Connection of energy meter for collecting energy data (Modbus RTU)		1	
	Digital inputs (e.g. for digital ripple control receiver)		4	
	USB 2.0		1	
	Webserver (user interface)		✓	
	KOSTAL Smart Warranty / Warranty ¹⁾	Years	5 (2)	
	Optional warranty extension for (years)		5/10/15	
Directives/Certification		CE, GS, IEC62109-1, IEC62109-2, EN60529, DIN VDE 0126-1-1:2013-08, VDE AR-N4105:2018, VDE AR-N4100:2018, TOR Erzeuger, ÖNORM E8001-4-712/A2:2016, NA/EEA-CH 2014, IEC62116:2014		

Subject to technical changes. Errors excepted. You can find current information at www.kostal-solar-electric.com. Manufacturer: KOSTAL Industrie Elektrik GmbH, Hagen, Germany

¹⁾ KOSTAL Smart Warranty: 5-year warranty only after registration in the KOSTAL Solar online shop



Services for our products

FAQs:
kostal-solar-electric.com/Service_Support

Product registration, KOSTAL Smart Warranty, warranty extension or purchase of accessories:
shop.kostal-solar-electric.com

Get in touch: service-solar@kostal.com

KOSTAL

KOSTAL Solar Electric GmbH
Hanferstr. 6
79108 Freiburg i. Br.
Deutschland
Telefon: +49 761 47744 - 100
Fax: +49 761 47744 - 111

KOSTAL Solar Electric Ibérica S.L.
Edificio abm
Ronda Narciso Monturiol y Estarriol, 3 Torre
B, despachos 2 y 3
Parque Tecnológico de Valencia
46980 Valencia
España
Teléfono: +34 961 824 - 934
Fax: +34 961 824 - 931

KOSTAL Solar Electric France SARL
11, rue Jacques Cartier
78280 Guyancourt
France
Téléphone: +33 1 61 38 - 4117
Fax: +33 1 61 38 - 3940

KOSTAL Solar Electric Hellas E.Π.Ε.
47 Steliou Kazantzidi st., P.O. Box: 60080 1st
building – 2nd entrance
55535, Pilea, Thessaloniki
Ελλάδα
Τηλέφωνο: +30 2310 477 - 550
Φαξ: +30 2310 477 - 551

KOSTAL Solar Electric Italia Srl
Via Genova, 57
10098 Rivoli (TO)
Italia
Telefono: +39 011 97 82 - 420
Fax: +39 011 97 82 - 432